



# Curriculum Newsletter

## Bramham Shadwell Federation


### Class Three February- April 2021



All our learning in class this half term will be focused around the question:  
**How did people treat each other in the past?**

#### English

- This half term, the focus will be on developing aspects of **grammar, spelling and punctuation** within the context of our history topic about **Ancient Egyptians**.
- During work on **newspaper recounts**, children will use journalistic writing to write recounts about their historical learning.
- Children will first explore the conventions of journalistic writing, thinking about the **impact on the reader** (e.g. quotes and the use of clear and concise information) with a focus on using inverted commas accurately.
- Editing and improving** work as the children respond to personal targets will be a continued focus.
- Children will continue to develop their **speaking and listening skills**, debating current issues using **persuasive features** (emotive language, lists of three, and rhetorical questions) to write a convincing argument.
- The texts we will focus on are: **news articles** of interest; non-fiction texts related to Ancient Egypt and The Egyptian Cinderella.
- The outcome will be: to write **a newspaper recount** about the discovery of Tutankhamun's tomb, which can be **performed** using shadow puppets created in SITE lessons.



#### Maths

- Children will expand their knowledge and understanding of measurement with a focus on **mass, volume, capacity and money**.
- Pupils will learn how to read scales and **compare weights**, before moving onto applying our skills alongside our methods for addition, subtraction, multiplication and division.
- Throughout our maths lessons, we will continue to develop mathematical reasoning skills by comparing the measures we have discussed.
- We will continue to extend our learning on the four operations to ensure this is fully embedded as well as applying this learning to different maths objectives.
- While learning about **money**, children in class 3 will spend time collaborating and interrogating real life puzzles designed to develop thinking skills, application of number facts and problem-solving techniques.
- Within our maths lessons we will also consider our SMSC theme by solving problems related to the Egyptian times as well as budgeting within PSHE lessons.
- Each Friday there will be a **times tables challenge** where children can challenge themselves to beat the clock.



#### How can I help / information for Helping:

Discuss vocabulary with your child from their reading book – paying attention to red, orange and green words. Continue to encourage children to answer questions about the vocabulary in their reading book e.g. “Why did the author choose this word?”

#### How are inverted commas used?

Children should understand that inverted commas are used to show where words are spoken. During work on journalistic writing, children will also discuss how additional information can add clarity to the quote:

#### Indirect speech without inverted commas:

James Marshall told reporters that he had enjoyed seeing Prince Harry and Meghan Markle.

#### Direct speech using inverted commas:

“I was so close I could clearly see Prince Harry and Meghan Markle,” stated James Marshall, an excited spectator.

Children will consolidate their use of subordinate conjunctions focusing on those used less commonly: **Although, while, however, if, though, until and since**.

#### How can I help / information for Helping:

Practise and rehearse times tables, little and often on a daily basis.

These key tables facts help in all aspects of maths and knowing the related division facts alongside the multiplication facts are instrumental in giving the children the tools to help developing other maths skills.




Practise sheets are readily available in class!





#### KIRF Target – Spring Term 2

By the end of this term, children need to be able to tell the time using a clock with hands. This target can be broken down into several steps.

- \* I can tell the time to the nearest hour.
- \* I can tell the time to the nearest half hour.
- \* I can tell the time to the nearest quarter hour.
- \* I can tell the time to the nearest five minutes.
- \* I can tell the time to the nearest minute.

The aim of our KIRF is for children to be able to recall these facts **instantly**.

Topic	SITE	P.E
<p><b>Focus:</b> 'How did Ancient Egyptians aim to lead better lives?' Children will learn about Ancient Egypt through role play and by exploring a range of historical sources.</p> <p><b>Skills / Knowledge to be developed:</b> Understanding of Ancient Egyptian beliefs, culture and technological developments which improved life for people at that time.</p> <p><b>Art links:</b> We will create our own representations of Egyptian artefacts, create cartouches and explore the imagery on canopic jars.</p> <p><b>Applied through:</b> Geography / English / Maths / Art / Computing</p> 	<p><b>Focus:</b> Children will learn about light, dark, and the link between these, reflections and shadows during the term.</p> <p><b>Skills / knowledge to be developed:</b> developing their scientific language to discuss sources of light, the effects of light on different materials and dark as the absence of light.</p> <p>In computing, we will explore Microsoft Word in order to create a poster on light that could be shared with different year groups. We will also continue to discuss the important topic of how to be safe online.</p> <p><b>Applied through:</b> Making a shadow puppet theatre with a script developed through English lessons.</p> 	<p><b>Focus is:</b> Netball</p> <p><b>Skills / knowledge to be developed:</b> Children will practise various different ways of passing a ball developing their chest pass, overarm pass and bounce pass with increasing accuracy and control of speed. The children will also become more aware of good places to stand when receiving a pass and will be able to give reasons for their choice of place. The children will carry out warm ups – paying attention to how this prepares their body of physical activity.</p> <p><b>Applied through:</b> Children will be taught PE on a Friday with Miss Dunsmuir.</p> 
<p><b>How can I help / information for Helping:</b> Share non-fiction books about Ancient Egypt focusing on children's interests and questions. Children will undertake a wide range of activities centring on Egyptian beliefs – including those surrounding death and the afterlife.</p>	<p><b>How can I help / information for Helping:</b> Explore the different shadows that are produced by light and how they change depending on the direction of the light source.</p>	<p><b>How can I help / information for Helping</b> PE lessons will continue to be outside this half term, therefore please ensure that your child has extra warm clothing. Due to the unpredictable weather, please can PE kits be in for the whole week as the lessons might take place at alternative times.</p>

French	Music	PSHE / MindMate	R.E.
<p><b>Focus is:</b> We will continue to learn the days of the weeks and months of the year in French. We will also learn some of the customs around Easter in France.</p> <p><b>Skills / knowledge to be developed:</b> Naming days and weeks in French. Asking and answering questions e.g. "C'est quel mois?" Discussing the Easter tradition in French.</p> <p><b>Applied through:</b> Speaking and listening games and completing role play activities.</p>	<p><b>Focus is:</b> Children continue to explore how music is created, composing their own music using an instrument.</p> <p><b>Skills / knowledge to be developed:</b> These activities will continue to develop their understanding of the dimensions of music (pulse, rhythm, pitch, beat and tempo etc).</p> <p><b>Applied through:</b> Class teaching using musical instruments to learn how to play a simple accompaniment to a song.</p> 	<p><b>Focus is:</b> Understanding the world of work, budgeting and the importance of managing money.</p> <p><b>Skills / knowledge to be developed:</b> Children develop an awareness of sources of income, the different ways money can be spent and the importance of balancing needs with desires.</p> <p><b>Applied through:</b> Discrete lesson/ Discussion / Circle time / Debate</p> 	<p><b>Focus is:</b> Continuing to explore Christian beliefs and what being a Christian means.</p> <p><b>Skills / knowledge to be developed:</b> Children will develop their understanding of Easter and the importance of celebration across all religions.</p> <p><b>Applied through:</b> Learning about customs of festivals will be applied through written work and art.</p> 
<p><b>How can I help / information for Helping:</b> Children will learn new vocabulary such as Lundi Dimanche Mars Avril hg Les oeufs</p> 	<p><b>How can I help / information for Helping:</b> Rehearse song words if they are sent home – these words are different to the original words in places. Encourage them talk about how to play their tuned instrument.</p>	<p><b>How can I help / information for Helping:</b> Discuss the importance of spending money wisely. Children will discuss life skills including self-awareness, self-regulation, motivation, empathy and social skills linking to making wise choices.</p>	<p><b>How can I help / information for Helping:</b> Use news articles to discuss religious festivals.  Ask children how their own experiences compare with the celebrations during religious festivals.</p>

Homework	Any Other Information / Dates for the Diary
<p><b><u>Ongoing Homework</u></b></p> <ul style="list-style-type: none"> <li>• <b>Reading:</b> a <u>minimum</u> of 15 minutes reading every night (logged by the children and noted in their homework diary).</li> <li>• <b>KIRF target:</b> See additional KIRF sheet.</li> <li>• <b>Times Tables:</b> Homework Log Sheet (this will be stuck into your child's homework diary on a Friday).</li> <li>• <b>Mathletics:</b> Use Mathletics to revisit prior learning and learn new skills (aim: 1000 points+ per week). This is set by the teacher relating to learning done in school.</li> <li>• <b>Spellings:</b> Printed spelling lists will also be stuck into homework diaries on a Friday. <i>Please see the class teacher if your child has not logged information on the sheet.</i></li> <li>• On your spelling sheet, there is also handwriting opportunities as well as ideas and challenges to support you with your spelling practice at home.</li> </ul> <p><b>Please continue to log children's progress with these activities on the weekly homework sheet – children earn House Points for each part that is fully completed. The homework log will now be stuck into your child's reading record.</b></p> <p><b><u>Maths / English Homework</u></b></p> <p>There will be no homework this half term. Homework will commence after the Easter holidays in order to allow children time to settle back into the school routine.</p>	<p><b>Friday 19<sup>th</sup> March</b> – Red Nose Day: Wear red or official merchandise.</p> <p><b>Friday 2<sup>nd</sup> April</b> – Good Friday – School Closed</p> <p><b>Week Commencing Monday 26<sup>th</sup> April</b> – Parent teacher consultation meeting</p> <p>Please ensure that your child has a water bottle in school every day. They must remember to take it home every evening to wash the bottle and bring it in to school already full. This will ensure that the bottles are kept clean and germ-free for the children's use each day.</p> <p>To keep our children safe, please can we politely ask that you refrain from using the school field and climbing equipment after school and please leave the grounds as quickly as possible.</p> <div data-bbox="1137 726 1321 885" data-label="Image"> </div> <p>We encourage you to follow our school Twitter account <a href="#">@BramhamShadwell</a>. We regularly post updates and photographs of what your children are learning in class alongside other important school information, reminders and updates.</p>

Thank you, as always, for your continuous help and support. If you have any queries please do not hesitate to contact us.

Miss Dunsmuir